

# MB

ASPIRATORE VENTILATORE CENTRIFUGO  
CENTRIFUGAL FAN



GIRANTE A PALE CURVE AVANTI  
FORWARD CURVED BLADES IMPELLER



**BASSA PRESSIONE**  
LOW PRESSURE

Portata/Flow rate:  
**500 ÷ 30000 m<sup>3</sup>/h**

Pressione/Pressure:  
**25 ÷ 160 mm H<sub>2</sub>O**



# MB

## ASPIRATORE VENTILATORE CENTRIFUGO CENTRIFUGAL FAN



I ventilatori della serie MB sono indicati convogliare aria e fumi, anche leggermente polverosi.

L'esecuzione standard prevede l'utilizzo di coclee con profili bordati, telaio di base, giranti a pale avanti tutti in acciaio al carbonio verniciati e l'installazione di motori elettrici a 4-6-8 poli.

I fluidi trasportati possono raggiungere una temperatura massima di 80°C in esecuzione standard; nel caso di esecuzioni speciali, sono ammessi valori massimi di 180°C.

A richiesta sono disponibili esecuzioni in acciaio inossidabile; i ventilatori della serie MB sono fornibili anche in conformità alla direttiva ATEX (2014/34/UE).

MB series blowers are suitable for moving air and exhaust smokes, even if slightly dusty.

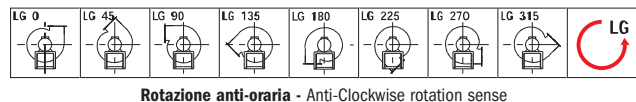
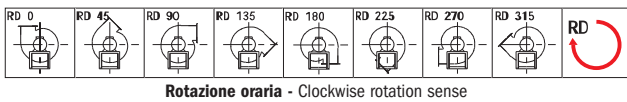
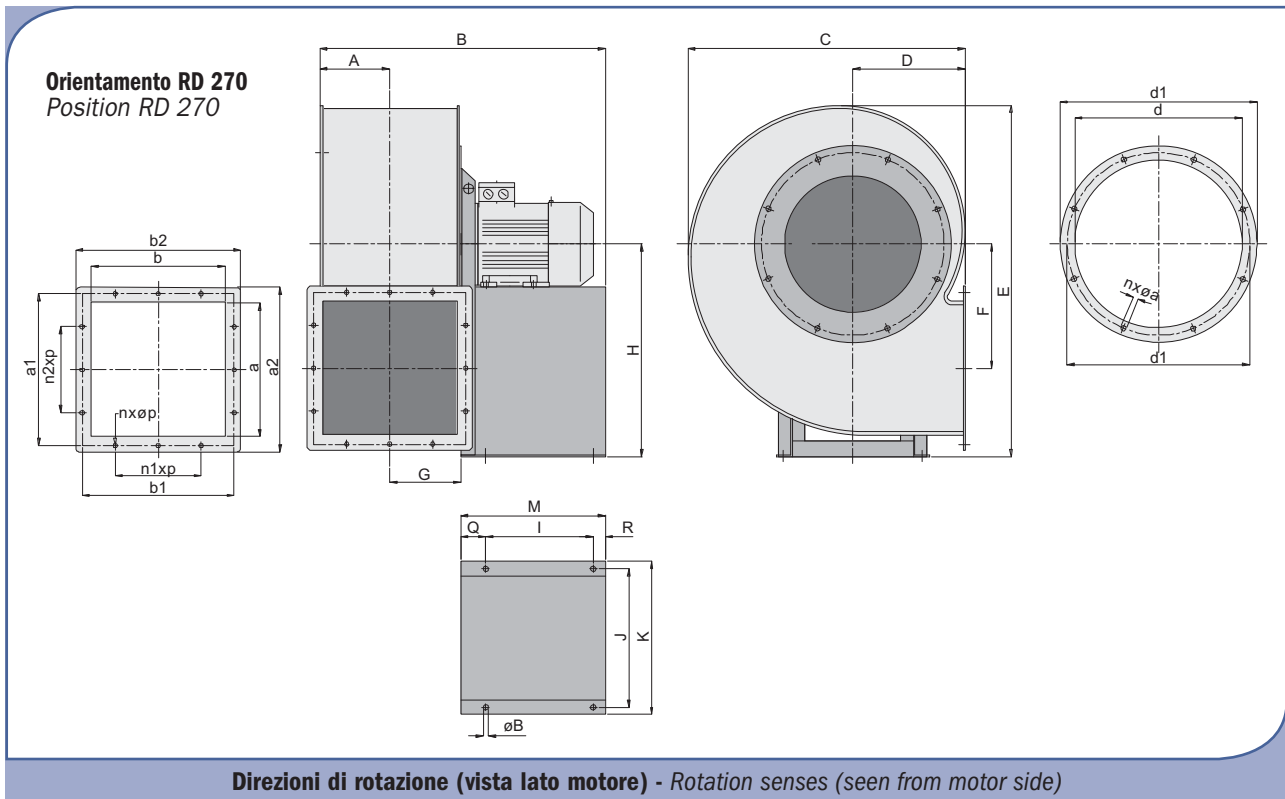
Standard execution blowers are provided with carbon steel edged casings, base frames, forward blades impellers and 4-6-8 poles electrical motors.

Transported fluids can reach maximum temperature of 80°C for standard executio; for special executions maximum values of 180°C are allowed.

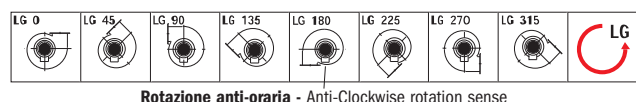
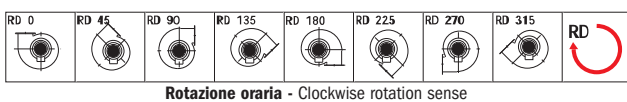
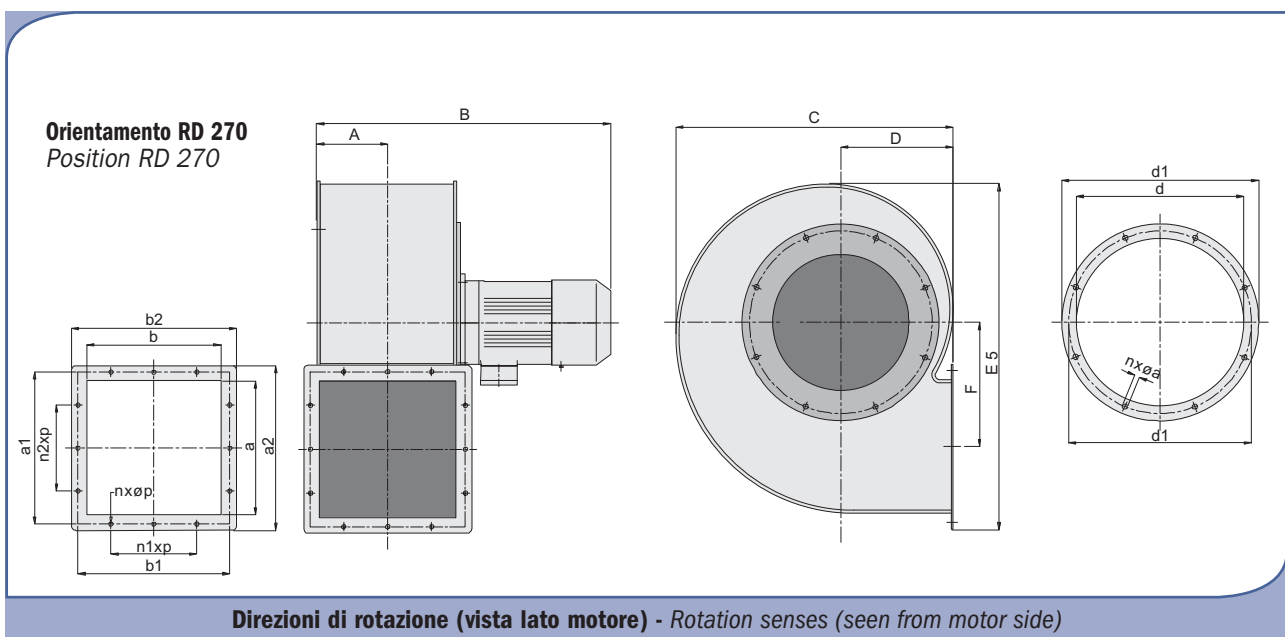
On demand, special stainless steel execution are available; MB blowers are available also according to ATEX directive (2014/34/EU).



### Esecuzione 4 (con basamento) - Arrangement 4 (with base frame)



### Esecuzione 5 - Arrangement 5



# DIMENSIONI D'INGOMBRO

## OVERALL DIMENSIONS



Peso ventilatore in Kg (completo di motore) - Weight of ventilator (complete with motor)

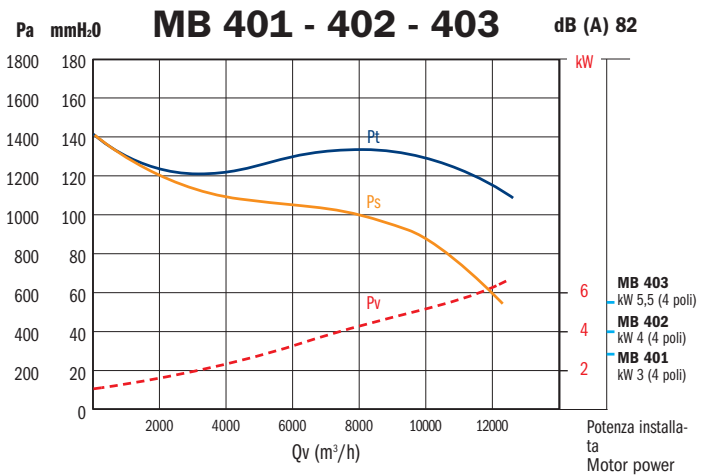
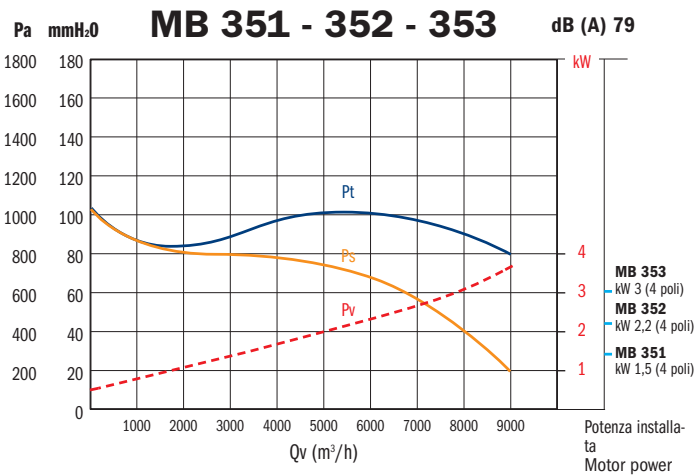
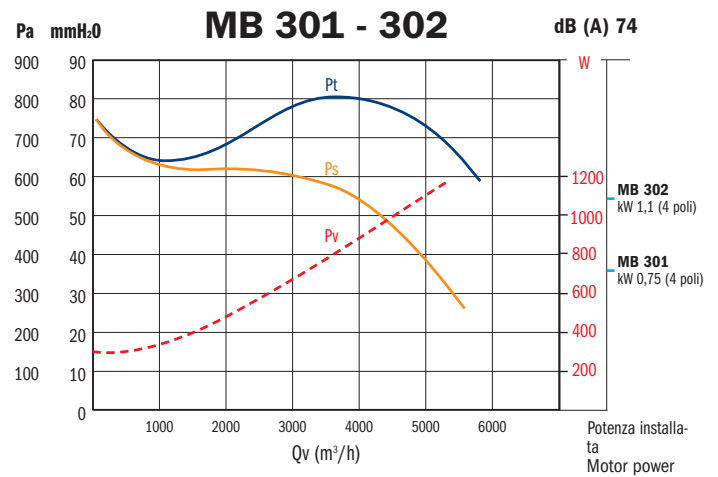
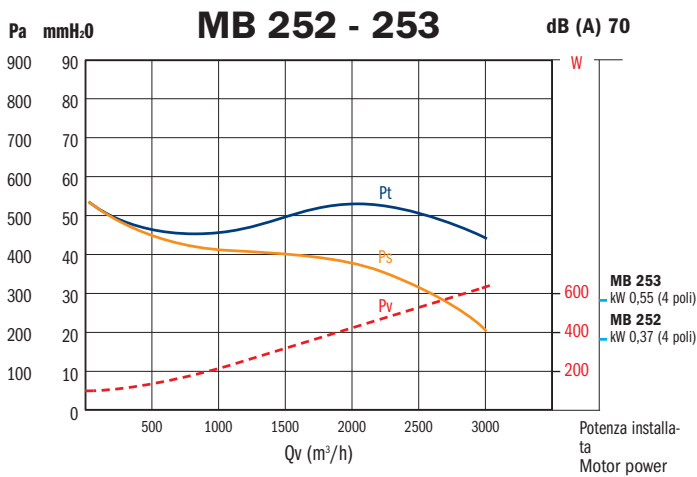
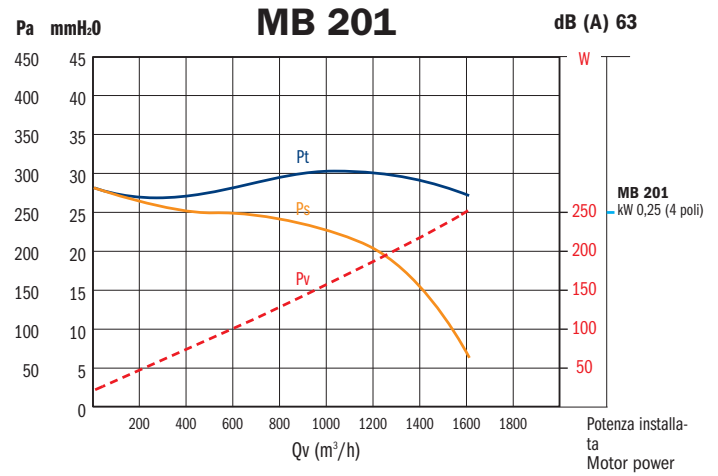
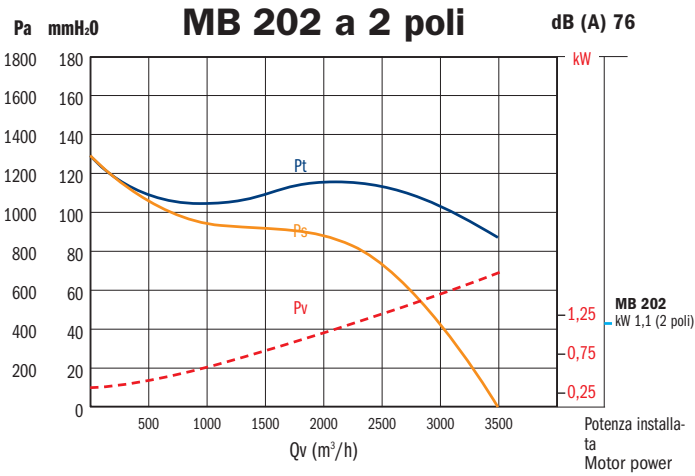
Nota: Quota B indicativa - Note: B quote indicative

TIPO - TYPE		kW inst.	PESO WEIGHT	VENTILATORE FAN										BASAMENTO BASE					
VENTILATORE FAN	MOTORE MOTOR			kgf	A	B	C	D	E	E5	F	G	H	I	J	K	M	Q	R
MB 201	71 M4	0,25	22	86	383	340	155	425	415	140	86	260	135	230	255	210	50	25	11
MB 202	80 M2	1,1		407															
MB 252	71 M4	0,37	26	106	461	420	175	525	515	180	106	320	175	230	255	250	50	25	11
MB 253	80 M4	0,55																	
MB 254	71 M6	0,75																	
MB 301	80 M4	0,75	36	126	501	500	205	625	615	220	126	380	175	230	255	250	50	25	11
MB 302	90 S4	1,1																	
MB 303	80 M6	0,37																	
MB 351	90 L4	1,5	60	146	597	580	235	735	715	260	146	445	225	290	320	305	55	25	11
MB 352	100 L4	2,2																	
MB 353	100 L4	3																	
MB 354	90 S6	0,75																	
MB 401	100 L4	3	110	166	712	660	265	835	830	300	166	505	300	340	370	380	55	25	13
MB 402	112 M4	4																	
MB 403	132 S4	5,5																	
MB 404	100 L6	1,5																	
MB 451	132 S4	5,5	190	188	814	740	295	935	920	340	188	565	360	390	420	440	55	25	13
MB 452	132 L4	7,5																	
MB 453	160 M4	11																	
MB 454	112 M6	2,2																	
MB 455	132 S6	3																	
MB 501	132 M6	4	200	210	856	820	325	1040	1020	380	210	625	360	400	440	440	55	25	13
MB 502	132 M6	5,5																	
MB 503	160 M6	7,5																	
MB 504	132 S8	2,2																	
MB 505	132 S8	3																	
MB 551	132 M6	5,5	240	230	956	910	365	1140	1120	410	230	685	420	400	440	500	55	25	13
MB 552	160 M6	7,5																	
MB 553	160 L6	11																	
MB 554	132 M8	3																	
MB 555	160 M8	5,5																	
MB 601	160 M6	7,5	330	250	996	990	395	1240	1205	445	250	745	420	440	480	500	55	25	13
MB 602	160 L6	11																	
MB 603	180 L6	15																	
MB 604	160 M8	5,5																	
MB 605	160 L8	7,5																	

TIPO - TYPE	FLANGIA ASPIRANTE INLET FLANGE					FLANGIA PREMENTE OUTLET FLANGE									
	VENTILATORE FAN	d	d <sub>1</sub>	d <sub>2</sub>	n°	Øa	a	b	a <sub>1</sub>	b <sub>1</sub>	a <sub>2</sub>	b <sub>2</sub>	n <sub>1xp</sub>	n <sub>2xp</sub>	n°
MB 201	200	232	260	8	11	160	160	192	192	215	215	1x90	1x90	8	11
MB 202															
MB 252															
MB 253	250	282	310	8	11	200	200	232	232	255	255	1x90	1x90	8	11
MB 254															
MB 301															
MB 302	300	332	362	8	11	240	240	272	272	295	295	2x90	2x90	12	11
MB 303															
MB 351															
MB 352	350	382	412	8	11	280	280	318	318	345	345	2x90	2x90	12	11
MB 353															
MB 354															
MB 401															
MB 402	400	432	462	8	11	320	320	358	358	385	385	2x100	2x100	12	11
MB 403															
MB 404															
MB 451															
MB 452	450	482	515	8	11	360	360	400	400	425	425	3x100	3x100	16	11
MB 453															
MB 454															
MB 455															
MB 501															
MB 502	500	532	565	8	10	400	400	440	440	465	465	3x100	3x100	16	11
MB 503															
MB 504															
MB 505															
MB 551															
MB 552	550	582	615	8	11	440	440	480	480	516	516	4x100	4x100	20	11
MB 553															
MB 554															
MB 555															
MB 601	600	632	665	8	11	480	480	520	520	556	556	4x100	4x100	20	11
MB 602															
MB 603															
MB 604															
MB 605															

# DIRETTAMENTE ACCOPPIATI CON MOTORE A 4/6/8 POLI

## DIRECT CONNECTION FOR 4/6/8 POLES MOTORS



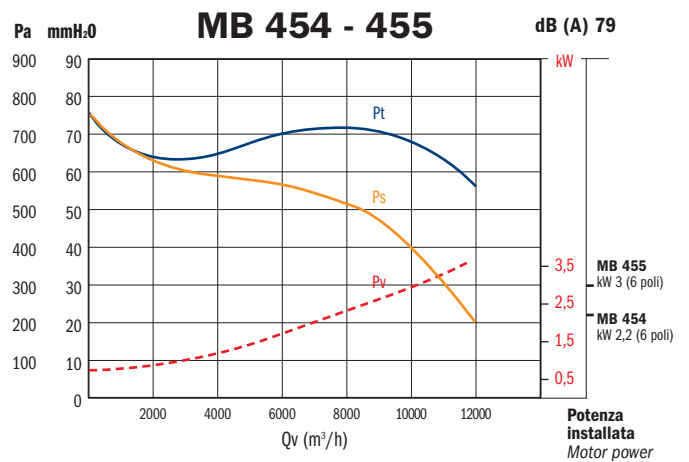
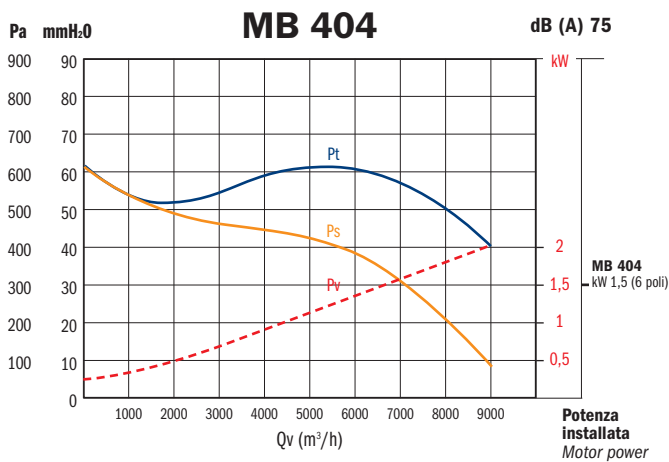
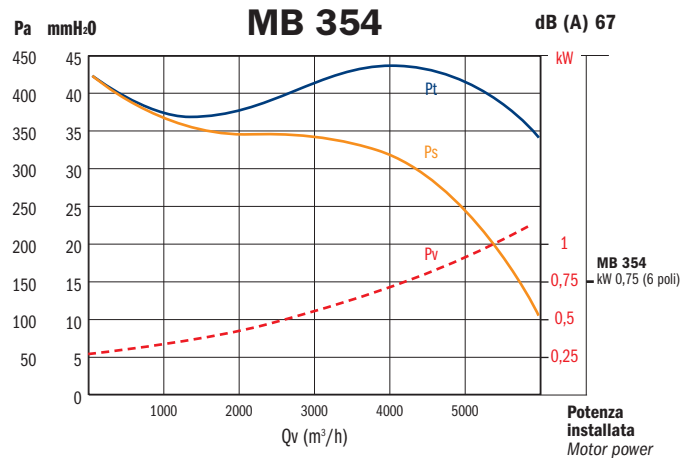
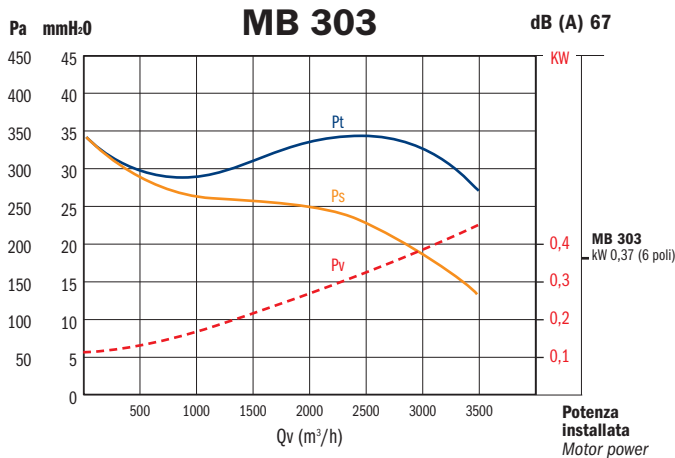
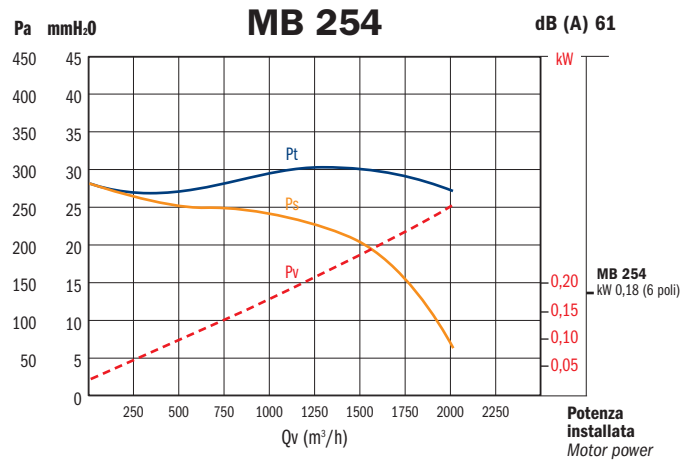
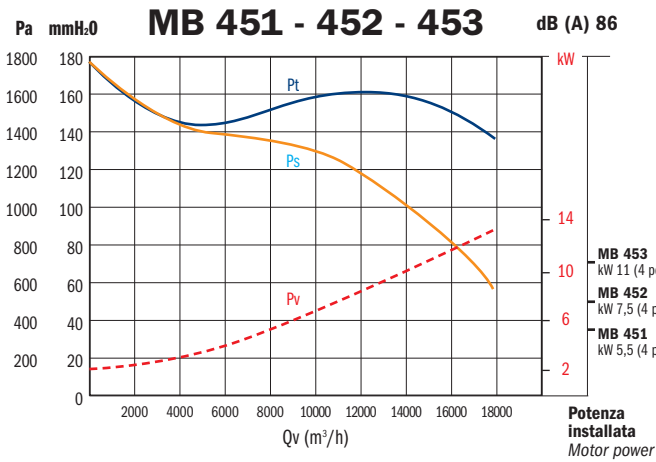
Valori riferiti a/ *Datas referring to:* T=15°C; P=1 atm

— Pt= Pressione totale - Total pressure    — Ps= Pressione statica - Statical pressure    - - - Pv= Potenza assorbita - Absorbed power



# DIRETTAMENTE ACCOPPIATI CON MOTORE A 4/6/8 POLI

## DIRECT CONNECTION FOR 4/6/8 POLES MOTORS

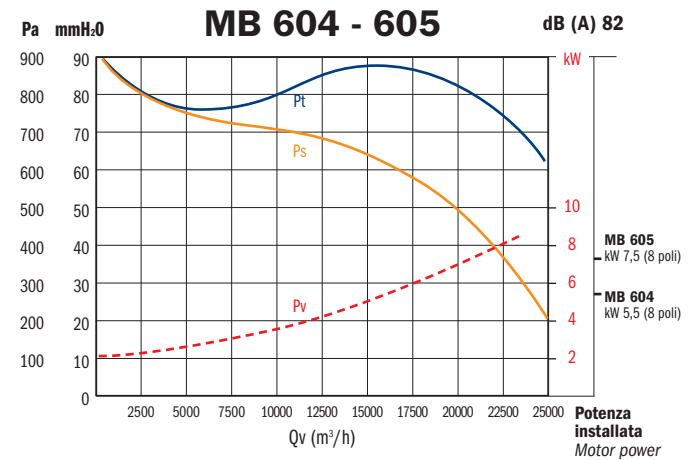
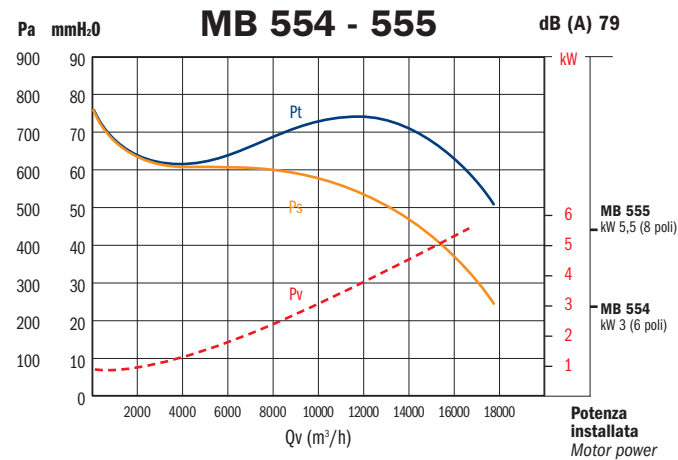
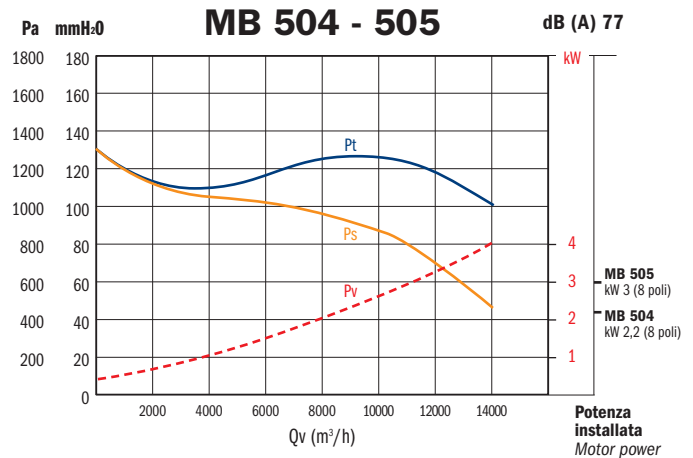
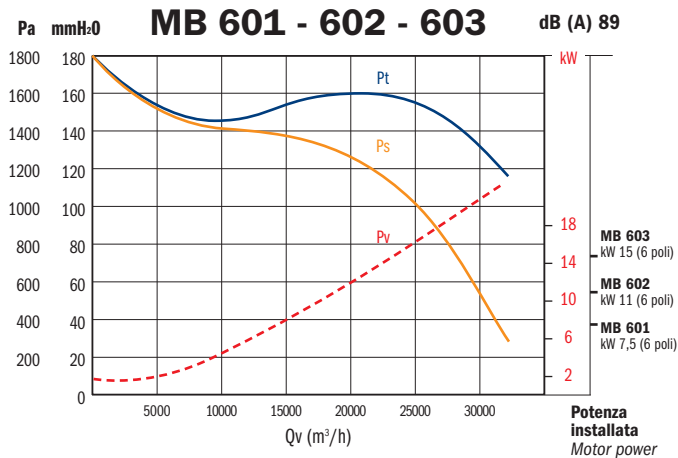
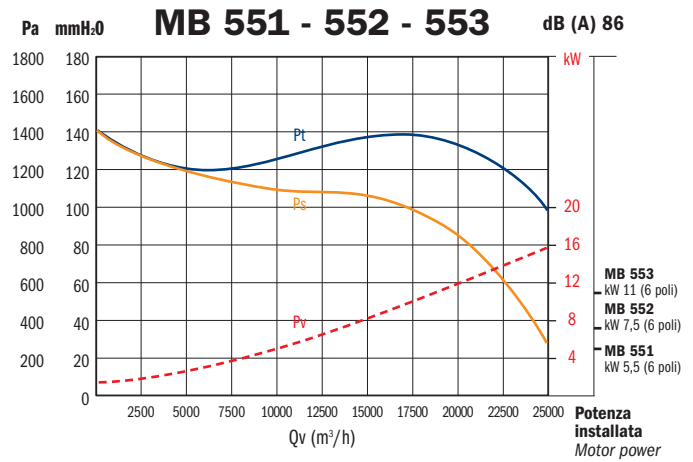
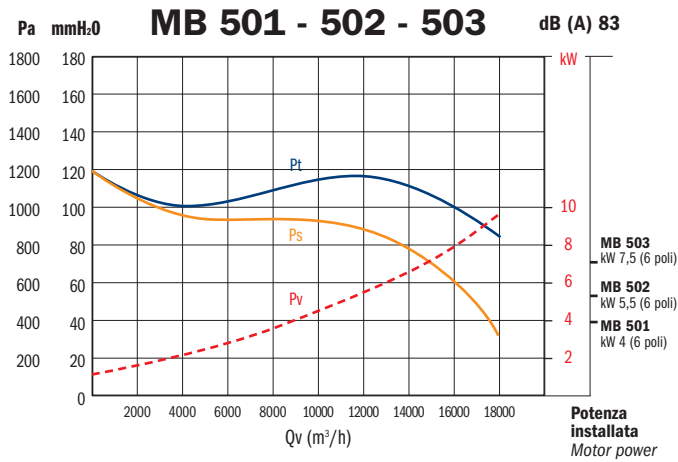


Valori riferiti a: / Datas referring to: T=15°C; P=1 atm

— Pt= Pressione totale - Total pressure      — Ps= Pressione statica - Statical pressure      - - - Pv= Potenza assorbita - Absorbed power

# DIRETTAMENTE ACCOPPIATI CON MOTORE A 4/6/8 POLI

## DIRECT CONNECTION FOR 4/6/8 POLES MOTORS



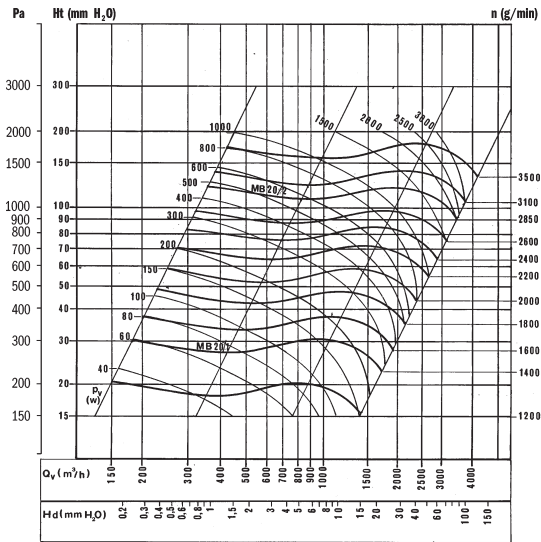
Valori riferiti a: / Datas referring to: T=15°C; P=1 atm

— Pt= Pressione totale - Total pressure    — Ps= Pressione statica - Statical pressure    - - - Pv= Potenza assorbita - Absorbed power

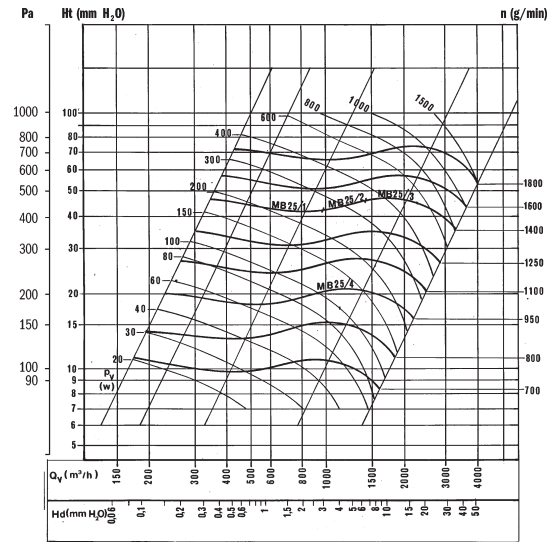


# PRESTAZIONI VENTILATORI A TRASMISSIONE

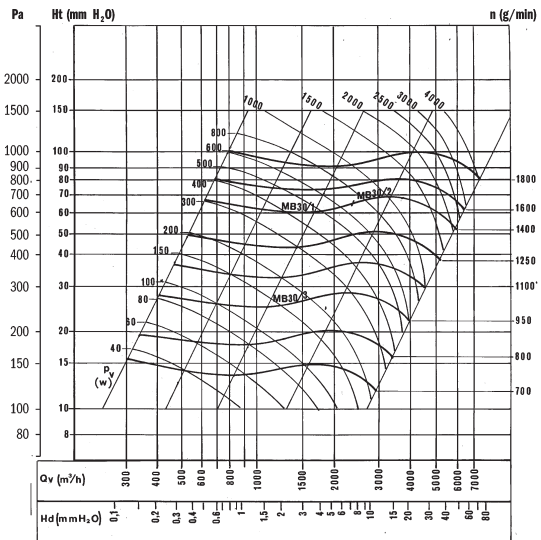
## BELT DRIVEN FANS PERFORMANCES



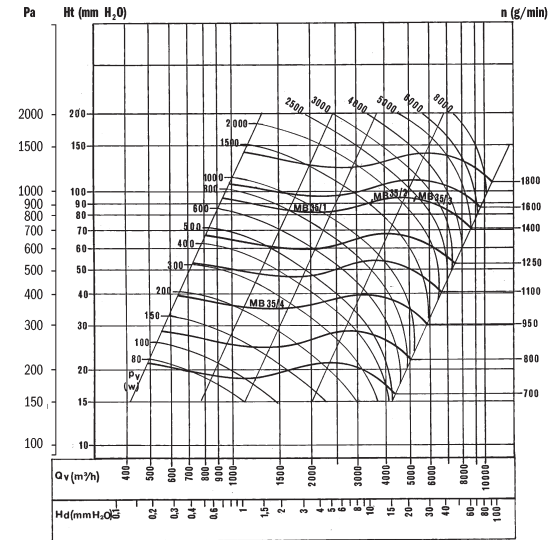
**MB 200/T**



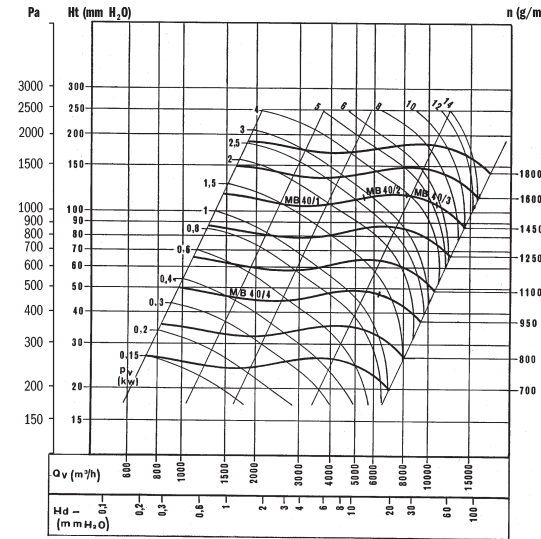
**MB 250/T**



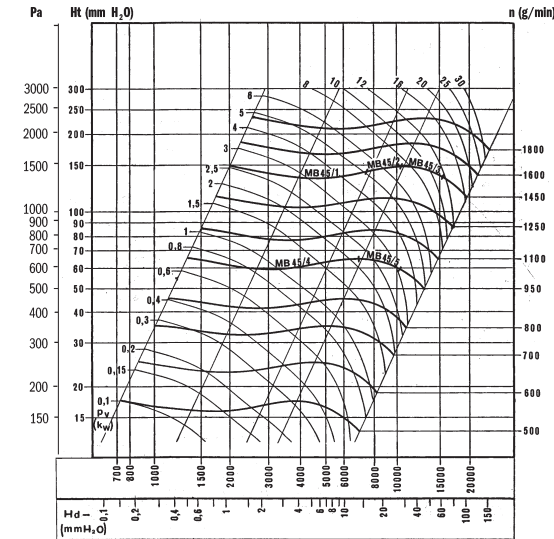
**MB 300/T**



**MB 350/T**



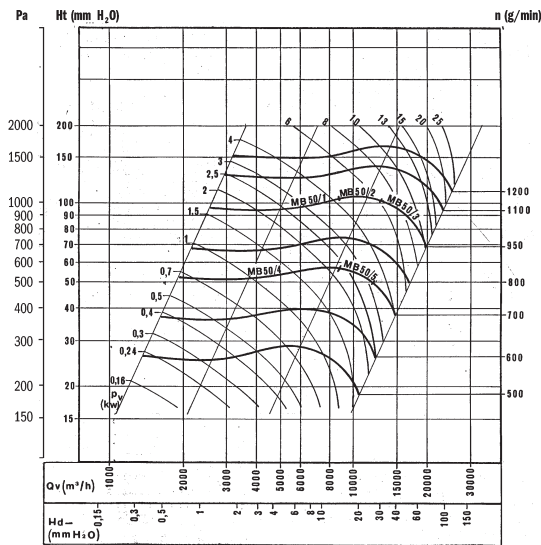
**MB 400/T**



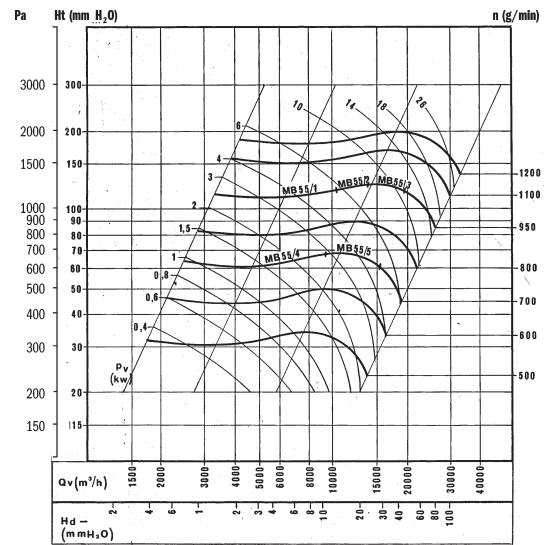
**MB 450/T**



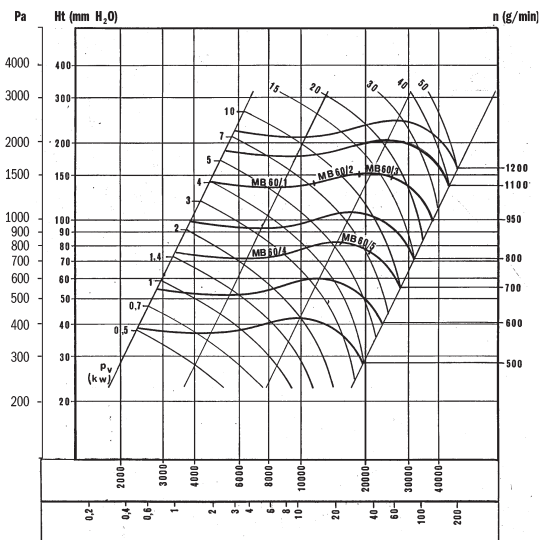
# PRESTAZIONI VENTILATORI A TRASMISSIONE BELT BELT DRIVEN FANS PERFORMANCES



**MB 500/T**



**MB 550/T**



**MB 600/T**

